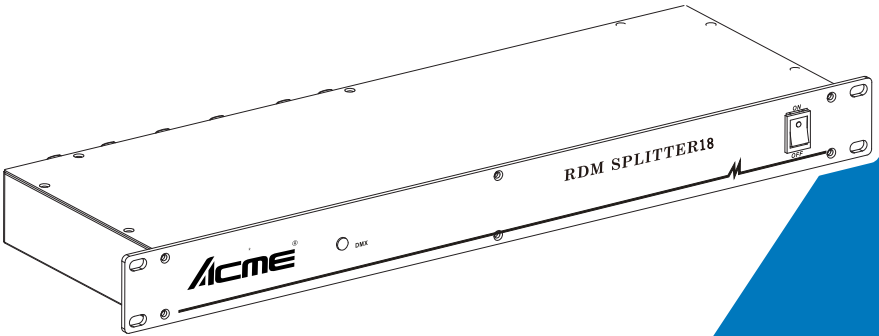




RDM SPLITTER 18



User Manual

Please read the instruction carefully before use

1. Safety Instructions



WARNING

Please read the instruction carefully which includes important information about the installation, usage and maintenance.

- Please keep this User Manual for future consultation. If you sell the fixture to another user, be sure that they also receive this instruction booklet.
- Please unpack and check carefully there is no transportation damage before using the fixture.
- Please disconnect main power before servicing and maintenance.
- The unit must be installed in a location with adequate ventilation, at least 50cm from adjacent surfaces. Be sure that no ventilation slots are blocked.
- The ambient temperature is T_a : 0°C – 40°C . DO NOT operate it where above or below the range of temperature.
- DO NOT connect the device to any dimmer pack.
- The housing must be replaced if they are visibly damaged.
- Unit surface temperature may reach up to 85°C . Don't touch the housing bare-hand during its operation. Turn off the power and allow about 15 minutes for the unit to cool down before replacing or serving.
- There are no user serviceable parts inside the fixture. Do not open the housing or attempt any repairs by yourself. In the unlikely event your fixture may require service, please contact your nearest dealer.
- In the event of serious operating problem, stop using the fixture immediately. Never try to repair the fixture by yourself. Repairs carried out by unskilled people can lead to damage or malfunction. Please contact the nearest authorized technical assistance center. Always use the same type spare parts.
- **Installation:**
- The unit is fully operational in three different mounting positions, hanging

upside down from a ceiling or set on a flat level surface. To avoid internal damage to the unit, never mount the unit on its side as illustrated above. Be sure this fixture is kept at least 0.5m away from any flammable materials (decoration etc.). Always use and install the supplied safety cable as a safety measure to prevent accidental damage and/or injury in the event the clamp fails

2. Product characteristics

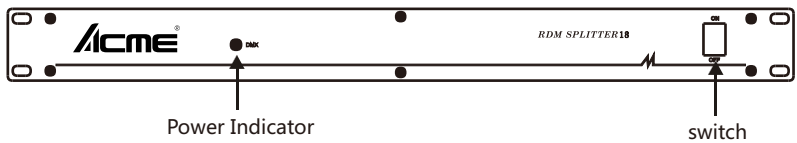
RDM SPLITTER 18 is a RDM/DMX signal shunt amplifier, dedicated to RDM/DMX signal amplification, divided into 6 output. Each input and output interface is electrically isolated.

Receiving standard DMX512 signal /RDM signal

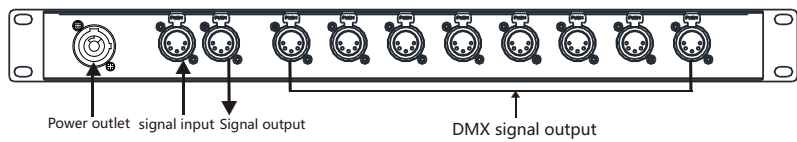
It can effectively buffer, amplify and divide DMX/RDM signals

1 way signal input, 1 signal direct output, 6 independent electrical isolation signal distribution outputs
3/5 pin XLR Input is electrically isolated from output and output to withstand voltage: > 1000V

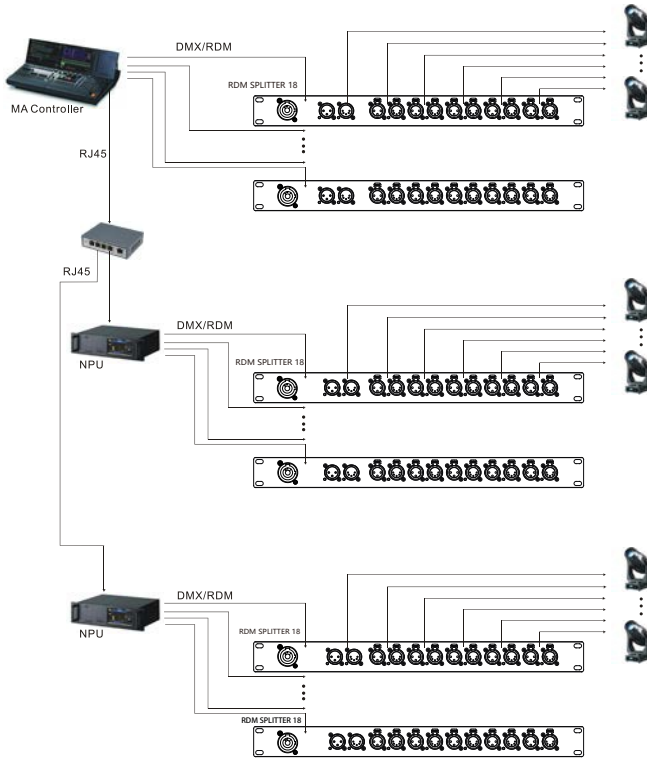
3. Device front panel



4. Device rear panel



5. Connection Diagram



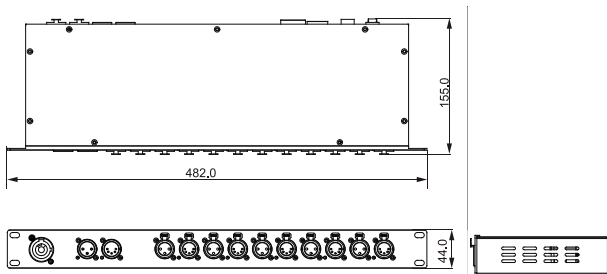
5. Technical Specifications

Power in: 100-240V~ 50/60Hz

Power consumption: 5W

size: 482 x 155 x 44 mm

weight: 2kg



Acme[®]