

EYEFLASH 2

BLINDER 2 WW / RGB

FEATURES

- Compact in size, light in weight
- 2 LEDs can be controlled individually
- The various connecting accessories provide multiple installation options.
- Unique tungsten effect (WW)
- Outstanding color mixing (RGB)
- Smooth dimming from 0-100%

TECHNICAL SPECIFICATIONS

Specifications

- Light Source: 2 x 100W WW COB
2 x 100W RGB COB
- Beam Angle: 39.5°
- Field Angle: 96°

Control

- DMX channel: 1/2/4/6 (WW)
5/7/9/HSIC (RGB)
- Protocols: DMX512, RDM
- Firmware Upgrade via DMX link

Construction

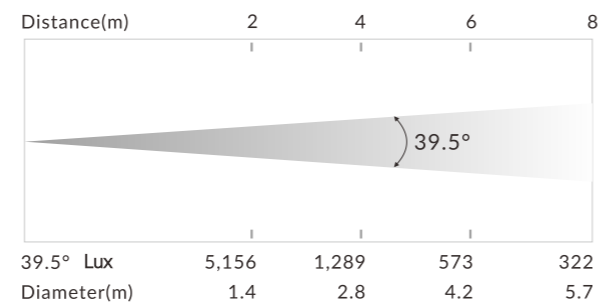
- Display: OLED display
- Data In/Out: 3-pin or 5-pin XLR
- Power In/Out: Power Connector in/out
- Protection Rating: IP20

Electrical and Physical

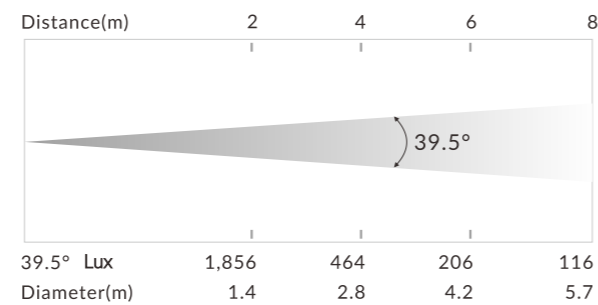
- Input Voltage Range: 100-240V~ 50/60Hz
- Power Consumption: 200W (WW)
- Power Consumption: 255W (RGB)
- Dimensions: 305 x 192 x 145mm (12" x 7.6" x 5.7")
- Carton Dimension: 395 x 215 x 250mm (15.6"x8.5"x9.8")
- Weight: 2.5 kg (5.5lbs)
3.2kg (7.1lbs)(one-pack per carton)



WW PHOTOMETRICS DIAGRAM

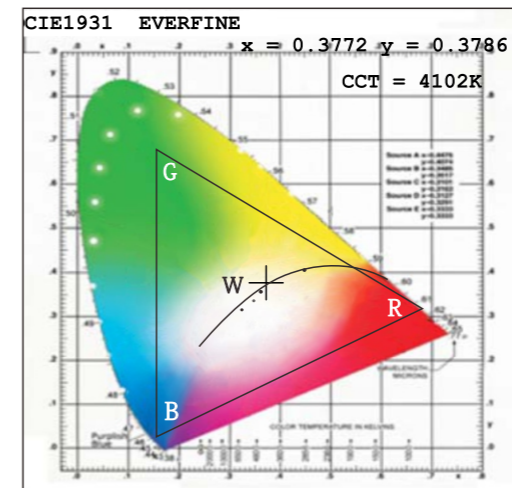


RGB PHOTOMETRICS DIAGRAM

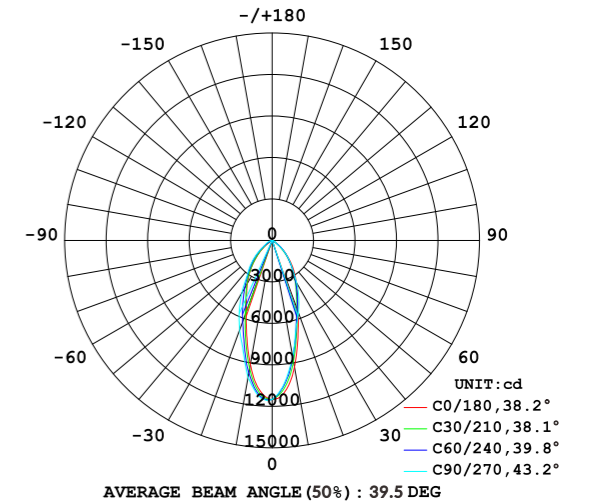


FUNCTIONAL EFFECT

CIE1931 CHROMATICITY COORDINATES(Big Angle)



LUMINOUS INTENSITY DISTRIBUTION DIAGRAM



DIMENSIONS

