

BLINDER LINE 10 IP

BLB 10 IP

FEATURES

- LED Engine comprised of 10, 150-Watt RGBAW LEDs
- Individual pixel control and built-in color macro effects
- Patented Smart Glass Technology for frost effects
- Tungsten emulation during dimming
- Smooth dimming from 100 to 0%
- Hidden, accessories-free interlocking system for combining units
- IP66 rated



TECHNICAL SPECIFICATIONS

Light Source

- Light Source: 10 x 150W RGBAW LED Engine
- Life Expectancy: 20,000 hours*

Optical System

- Beam Angles:
23°, 31°, 54° (W)
24°, 32°, 54° (RGBA)
- Field Angles:
47°, 74°, 130° (W)
49°, 79°, 131° (RGBA)

Control and Program

- 4-Button touch panel
- Display: OLED display
- Protocols: DMX512, RDM, Art-Net, sACN
- DMX Protocol Modes: 2
- Control Channels: 14/55
- Firmware Upgrade: Upgrade via DMX link

Electrical and Connectors

- Input Voltage Range: 100-240V~ 50/60Hz
- Power Consumption: 600 W
- Power In/Out: Waterproof Power Connector in/out
- Data In/Out: 5-pin Waterproof XLR, RJ45 connector
- Protection Rating: IP66

Specification

- Fixture Dimensions: 1,000 x 103 x 159 mm(39.4" x 4" x 6.2")
Weight: 13.6 kg (30 lbs)
- Flight Case Dimensions: 1,220 x 610 x 850 mm(48" x 24" x 33.5")
Weight: 184 kg (405.6 lbs)
(includes flight case, eight fixtures per flight case)
- Carton Dimensions: 1,105 x 285 x 200 mm(43.5" x 11.2" x 7.9")
Weight: 16 kg (35.3 lbs)(includes carton, one per carton)

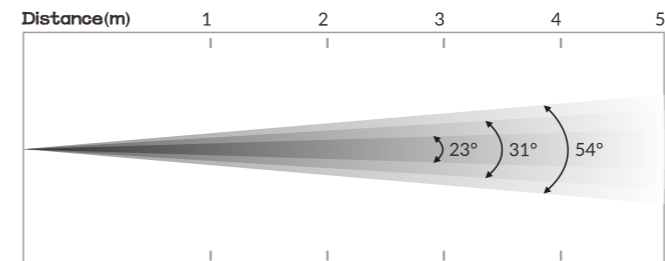
Optional Accessories(With Order Code)

- Signal Line: 5-pin waterproof signal line, RJ45 connector
- Safety Cable: 2060001603-A (SW-05)
- Clamp: 2060001632 (C-250B)
- BLB Hanging Bracket: 63582969
- BLB Foot Stand: 63582981
- BLB Base Stand: 63582785
- Four Hole Flight Case: 3205001345
- Eight Hole Flight Case: 3205096028



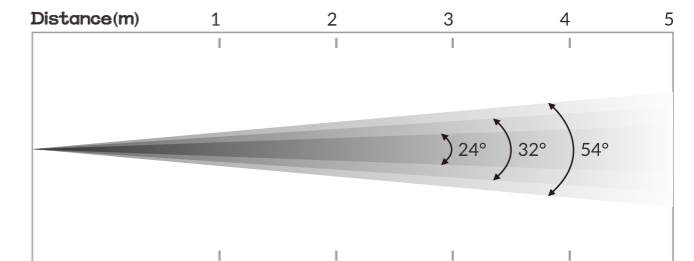
PHOTOMETRICS DIAGRAM

Beam Angle (W):



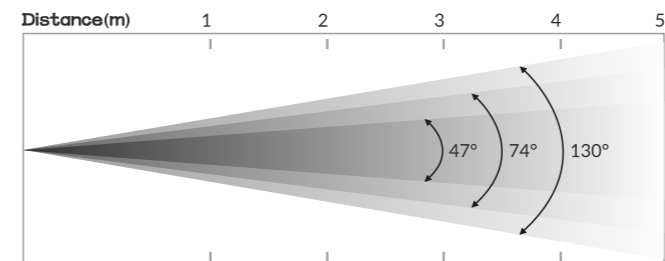
23° Lux	9,840	2,460	1,093	615	394
Diameter(m)	0.4	0.8	1.2	1.6	2.1
31° Lux	4,240	1,060	471	265	170
Diameter(m)	0.6	1.1	1.6	2.2	2.7
54° Lux	1,696	424	188	106	68
Diameter(m)	1.0	2.0	3.1	4.1	5.1

Beam Angle (RGBA):



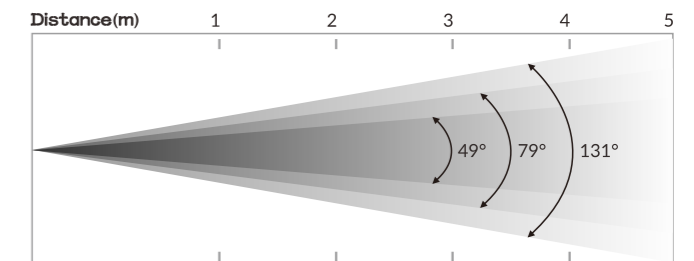
24° Lux	5,800	1,450	644	363	232
Diameter(m)	0.4	0.8	1.3	1.7	2.1
32° Lux	2,644	661	294	165	106
Diameter(m)	0.6	1.2	1.7	2.3	2.9
54° Lux	1,096	274	122	69	44
Diameter(m)	1.0	2.1	3.1	4.1	5.1

Field Angle (W):



47° Lux	9,840	2,460	1,093	615	394
Diameter(m)	0.9	1.7	2.6	3.5	4.3
74° Lux	4,240	1,060	471	265	170
Diameter(m)	1.5	3.0	4.6	6.1	7.6
130° Lux	1,696	424	188	106	68
Diameter(m)	4.3	8.5	12.8	17.1	21.4

Field Angle (RGBA):



49° Lux	5,800	1,450	644	363	232
Diameter(m)	0.9	1.8	2.7	3.6	4.5
79° Lux	2,644	661	294	165	106
Diameter(m)	1.6	3.3	4.9	6.6	8.2
131° Lux	1,096	274	122	69	44
Diameter(m)	4.3	8.7	13.0	17.4	21.7

(*Light source's working life depends on the cycle ratio of its usage pattern and other environmental factors, such as dust, oil, temperature, humidity, etc.)



BLINDER LINE 10 IP

BLB 10 IP

INSTALLATION

Note: Each illustration shows two fixtures.

Horizontal:

Utilizing two omega brackets (supplied) and clamps (by others), a maximum of 5 fixtures may be connected




Vertical:

Using one hanging bracket (sold separately) with clamp (by others), a maximum of 3 fixtures may be connected



Vertical Stand:

Mounted to floor stand (sold separately), stand single unit vertically, no other fixtures may be connected



Floor:

Two floor brackets (sold separately) may be attached to base of unit



DIMENSIONS

