

# BLINDER LINE 5 IP

BLB 5 IP

## FEATURES

- LED Engine composed of 5 x 150W RGBAW
- Individual pixel control and built-in color macro effects
- Patented Smart Glass Technology for frost effects
- High output strobe effects
- Tungsten emulation during dimming
- Smooth dimming 0-100% (4 user selectable dimming curves)
- Integrated interlocking system for combining units
- IP66 rated



## TECHNICAL SPECIFICATIONS

### Light Source

- Light Source: 5 x 150W RGBAW LEDs
- Life Expectancy: 20,000 hours\* manufacturer specification

### Optical System

- Beam Angles:
  - 23°, 34°, 52° (W)
  - 24°, 33°, 55° (RGBA)
- Field Angles:
  - 46°, 88°, 127° (W)
  - 48°, 85°, 131° (RGBA)

### Control and Program

- 4-Button touch panel
- Display: OLED display
- Protocols: DMX512, RDM, Art-Net, sACN
- DMX Protocol Modes: 2
- Control Channels: 14/30
- Firmware Upgrade: Upgrade via DMX link

### Electrical and Connectors

- Input Voltage Range: 100-240VAC, 50/60Hz
- Power Consumption: 350W
- Power In/Out: Waterproof power connector in/out (TRUE1 tyoe)
- Data In/Out: 5-pin waterproof XLR, RJ45 connector
- Protection Rating: IP66

### Specification

- Fixture Dimensions: 500 x 103.3 x 160.3 mm(19.7" x 4.1" x 6.3")  
Weight: 7.7 kg (16.9 lbs)
- Flight Case Dimensions: 1,220 x 610 x 850 mm(48.0" x 24.0" x 33.5")  
Weight: 179.0 kg (394.6 lbs)  
(includes flight case, twelve per flight case)
- Carton Dimensions: 630 x 245 x 210 mm(24.8" x 9.6" x 8.3")  
Weight: 9.0 kg (19.8 lbs) (includes carton, one per carton)

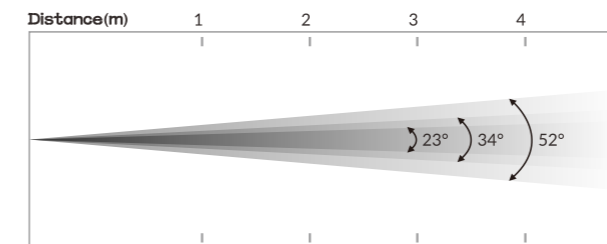
### Optional Accessories(With Order Code)

- Signal Line: 3-pin waterproof signal line (3017013468),  
5-pin waterproof signal line(3017013473),RJ45
- Safety Cable: 2060001603-A (SW-05)
- Clamp: 2060001625 (C-150B)
- BLINDER LINE Series Hanging Bracket: 63582969
- BLINDER LINE Series Foot Stand: 63583241
- BLINDER LINE Series Base Stand: 63582785
- Twelve Hole Flight Case: 3205110039



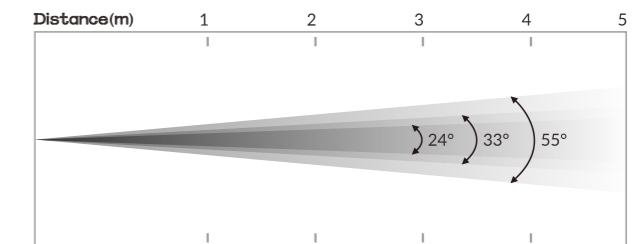
## PHOTOMETRICS DIAGRAM

Beam Angle (W):



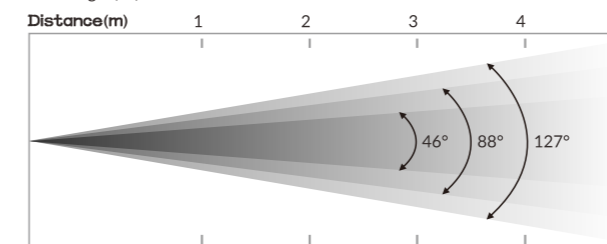
Distance(m)	1	2	3	4	5
23° Lux	10,000	2,500	1,111	625	400
Diameter(m)	0.4	0.8	1.2	1.6	2.0
34° Lux	2,520	630	280	158	101
Diameter(m)	0.6	1.2	1.8	2.5	3.1
52° Lux	1,500	375	167	94	60
Diameter(m)	1.0	1.9	2.9	3.9	4.9

Beam Angle (RGBA):



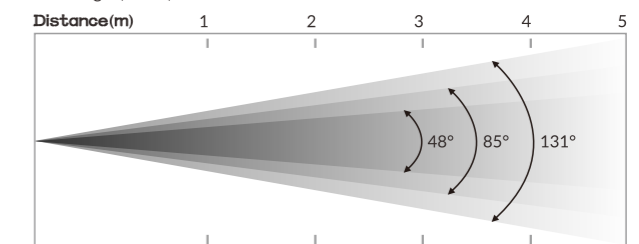
Distance(m)	1	2	3	4	5
24° Lux	5,280	1,320	587	330	211
Diameter(m)	0.4	0.8	1.3	1.7	2.1
33° Lux	1,436	359	160	90	57
Diameter(m)	0.6	1.2	1.8	2.4	3.0
55° Lux	860	215	96	54	34
Diameter(m)	1.0	2.1	3.1	4.1	5.2

Field Angle (W):



Distance(m)	1	2	3	4	5
46° Lux	10,000	2,500	1,111	625	400
Diameter(m)	0.8	1.7	2.5	3.4	4.2
88° Lux	2,520	630	280	158	101
Diameter(m)	1.9	3.8	5.7	7.7	9.6
127° Lux	1,500	375	167	94	60
Diameter(m)	4.0	8.0	12.1	16.1	20.1

Field Angle (RGBA):



Distance(m)	1	2	3	4	5
48° Lux	5,280	1,320	587	330	211
Diameter(m)	0.9	1.8	2.7	3.5	4.4
85° Lux	1,436	359	160	90	57
Diameter(m)	1.8	3.7	5.5	7.3	9.2
131° Lux	860	215	96	54	34
Diameter(m)	4.4	8.8	13.2	17.7	22.1

(\*Light source's working life depends on the cycle ratio of its usage pattern and other environmental factors, such as dust, oil, temperature, humidity, etc.)



EXTERIOR / OUTDOOR

EXTERIOR / OUTDOOR

# BLINDER LINE 5 IP


BLB 5 IP

## INSTALLATION

Note: Each illustration shows two fixtures.

### Horizontal:

Horizontal: Utilizing two brackets (supplied) and clamps (by others), a maximum of 6 fixtures may be connected



### Vertical:

Using one hanging bracket (sold separately), a maximum of 5 fixtures may be connected



### Vertical Stand:

Vertical Stand: Mounted to one floor stand (sold separately), a maximum of 2 fixtures may be connected



### Floor:

Two floor brackets (sold separately)



## DIMENSIONS

