

MANA HYBRID

XA 600 BSW IP



Light Source

600W LED

Diameter of Frontal Lens

170 mm

Total Lumen Output of Fixture

21,000 lumens

Beam Angle

2°-45°

Protection Rating

IP66

Acme

MANA HYBRID



Main Features

LED engine comprised of 600W LED

Diameter of Front Lens: 170 mm

Beam Angle: 2°-45°

Total Lumen Output of Fixture: 21,000 lumens

Color Temperature Output of Fixture: 7,000K

Standard Mode: Ra>70, HCRI Mode: Ra≥90

Linear CMY color mixing

Variable CTO ranging from 2,700K-7,000K

IP66 rated

1 Static Gobo Wheel: 13 gobos, plus open

1 Rotating Gobo Wheel: 8 gobos, plus open

1 Color Wheel: 6 colors + CTB, plus open

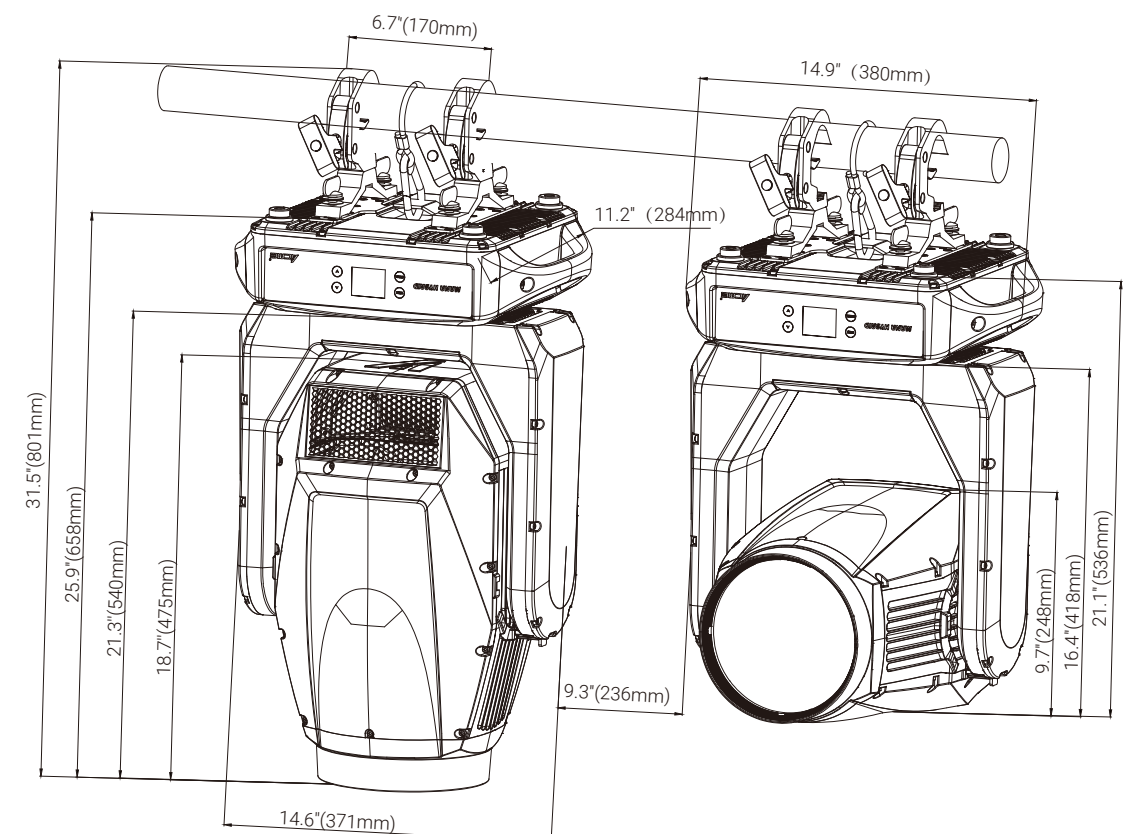
2 Prisms: 1 x 4-facet prism, 1 x 4-facet linear prism, rotatable in both directions

1 combinable light frost filter and 1 combinable medium frost filter

Smooth dimming 0-100%

Outstanding strobe effect with variable speed

Technical Specifications



Light Source


- Light Source: 600W LED engine
- Color Temperature Output of Fixture: 7,000K
- Total Lumen Output of Fixture: 21,000 lumens
- Life Expectancy: 20,000 hours*

* manufacturer specification

Optical System

- Beam Angle: 2°-45°
- Diameter of Front Lens: 170 mm
- Standard Mode: Ra>70, HCRI Mode: Ra≥90

Prism / Frost Filter



Colors

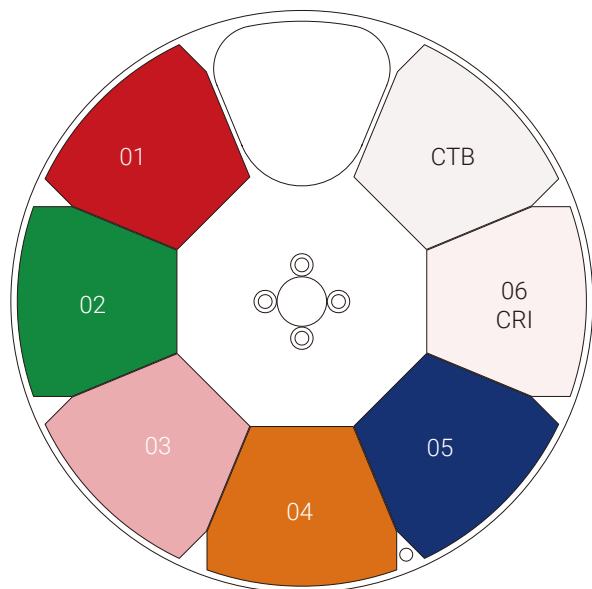
- Smooth CMY color mixing



- Linear CTO Color Correction: 2,700K-7,000K



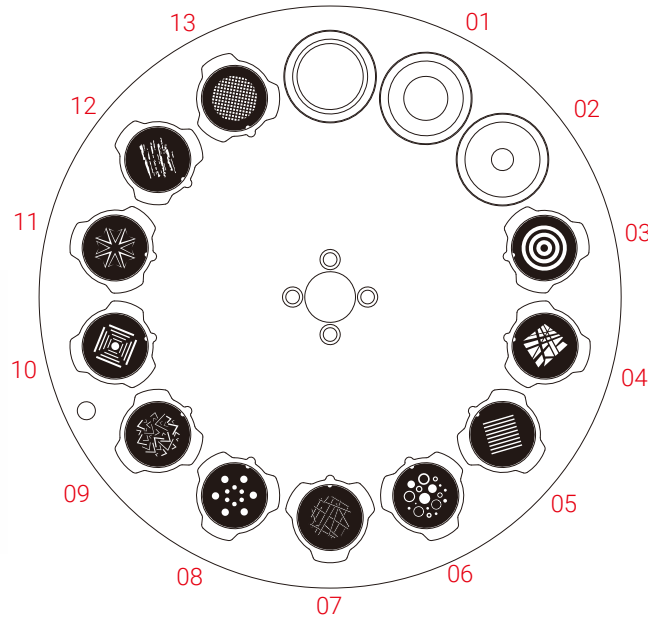
- 1 Color Wheel: 6 colors + CTB, plus open



Color Wheel

Static Gobos

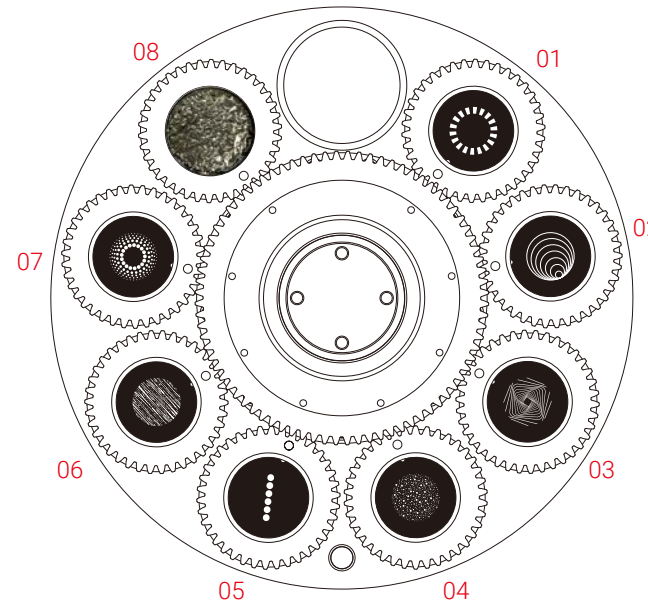
- 1 Static Gobo Wheel: 13 gobos, plus open
- Gobo Diameter: 17 mm
- Image Diameter: 13 mm
- Gobo Thickness: 1.1 mm



Static Gobo Wheel

Rotating Gobos

- 1 Rotating & Interchangeable Gobo Wheel:
- 8 gobos, plus open
- Adjustable-speed rotating gobo in both directions
- Gobo Diameter: 20 mm
- Image Diameter: 12 mm
- Gobo Thickness: 1.1 mm




Rotating Gobo Wheel

Animation Wheel

- A graphic animation wheel with continuous rotation in both directions, used alone or in combination with gobos to create the splendid water wave & flame effect, and can be changed into other wheels

Other Effects

- Outstanding strobe effect with variable speed
- Smooth dimming 0-100%



Animation Wheel

Pan & Tilt

- Pan Movement: 540°
- Tilt Movement: 260°
- Automatic Pan/Tilt position correction
- Moving-head operated with 16 bit resolution

Control

- 4 touch button control panel
- Display: LCD display
- Protocols: DMX512, RDM, Art-Net, sACN
- DMX Protocol Modes: 2
- Control Channels: 24/30
- Firmware Upgrade: Upgrade via DMX link or USB disk

Electrical and Connectors

- Input Voltage Range: 100-240Vac; 50/60Hz
- Power Consumption: 910W
- Power In/Out: Waterproof power connector in/out
- Data In/Out: 5-pin waterproof XLR, RJ45 connector

Physical Information

- Fixture Dimensions:
380 x 284 x 658 mm (15.0" x 11.2" x 25.9")
- Weight: 30.5 kg (67.3 lbs)

Packing Information

- Flight Case Dimensions:
1,220 x 610 x 805 mm (48.0" x 24.0" x 31.7")
- Weight:
Standard:
G.W.: 125.0 kg (275.6 lbs) (two-pack loader case)
- North American Standard:
G.W.: 131.4 kg (289.7 lbs) (two-pack loader case)
- Carton Dimensions:
610 x 490 x 675 mm (24.0" x 19.3" x 26.6")
- Weight: 37.5 kg (82.7 lbs) (one-pack loader carton)

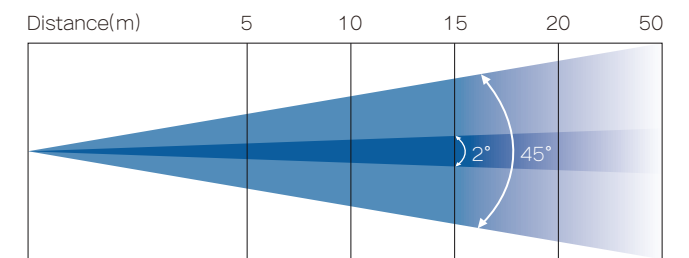
Work Environment

- Maximum Ambient Temperature: 40°C
- Minimum Operating Temperature: -10°C
- Maximum Surface Temperature: 75°C
- Protection Rating: IP66

Installation

- Horizontally or vertically mounting
- Universal working position
- 2 omega brackets
- Four M4 threaded fixing holes on nose of fixture for mounting accessories

Photometric (Images)



	5	10	15	20	50
2° Lux	178,000	44,500	19,800	11,100	1,780
Diameter(m)	0.2	0.4	0.5	0.7	1.8
45° Lux	1,900	480	220	120	20
Diameter(m)	4.1	8.3	12.4	16.6	41.4



Specifications subject to change without notice.

11/13/2024