

SOLAR WIND

XA 500 BSW



Light Source
500W 8,000K LED Engine

Total Lumen Output of Fixture
16,000 lumens

Beam Angle
3°-50°

Diameter of Frontal Lens
165 mm

Acme

SOLAR WIND



Main Features

Light Source: 500W 8,000K LED Engine

Diameter of Frontal Lens: 165 mm

Total lumen output up to 16,000 lumens

HCRI mode output up to 11,500 lumens

Color Temperature Output of Fixture: 7,000 K

Beam Angle: 3°-50°

HCRI Mode: Ra>90

Standard Mode: Ra>70

Linear CYM color mixing

Variable CTO from 2,700K to 7,000K

A graphic animation wheel with continuous rotation in both directions

2 Combinable Rotating and Indexable Prisms:
one 4-facet circular prism, one 6-facet circular prism

2 combinable rotating and indexable prisms:
1 combinable light frost filter and 1 combinable medium frost filter

Flicker Free Management from 900Hz to 25,000 Hz

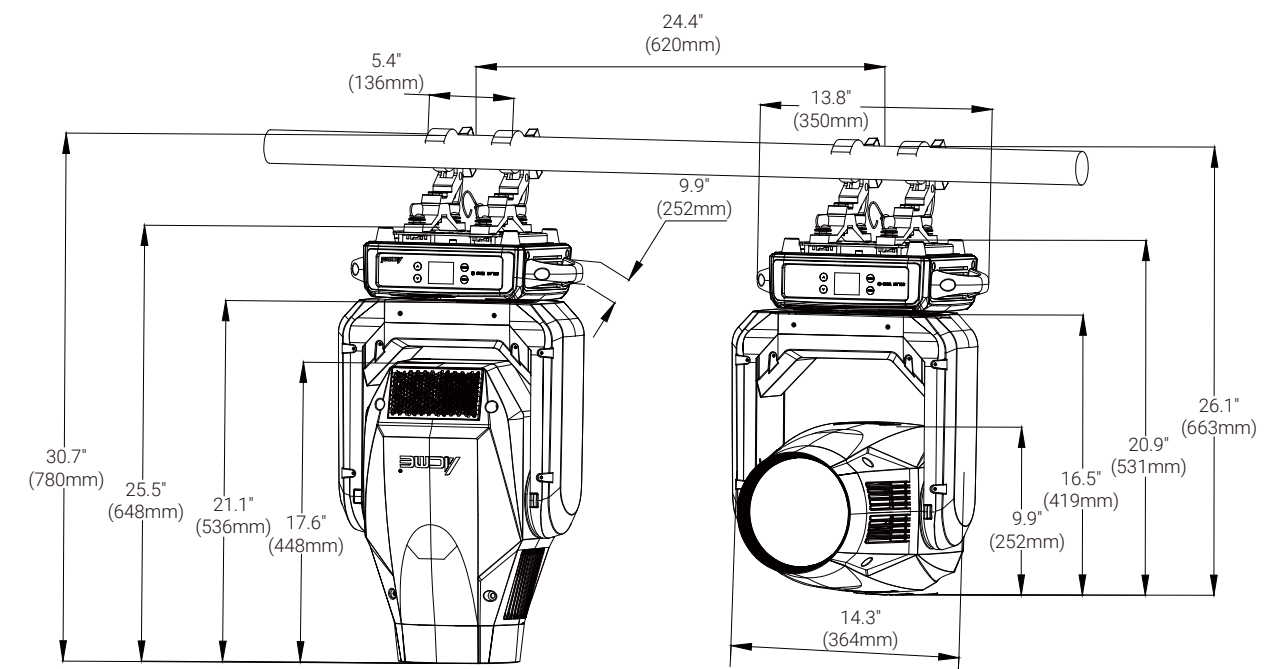
1 Color Wheel: 6 colors, 1 HCRI Filter, 1 CTB Filter, plus open

1 Static Gobo Wheel: 13 gobos plus open

1 Rotating Gobo Wheel: 7 gobos, plus open

A graphic animation wheel with continuous rotation in both directions

Technical Specifications




Light Source

- Light Source: 500W 8,000K LED Engine
 - Color Temperature Output of Fixture: 7,000K
 - Dual Output Modes:
 - Standard Mode: Ra>70, 16,000 lumens
 - HCRI Mode: Ra>90, 11,500 lumens
 - Life Expectancy: 20,000 hours
- *Source manufacturer specification

Optical System

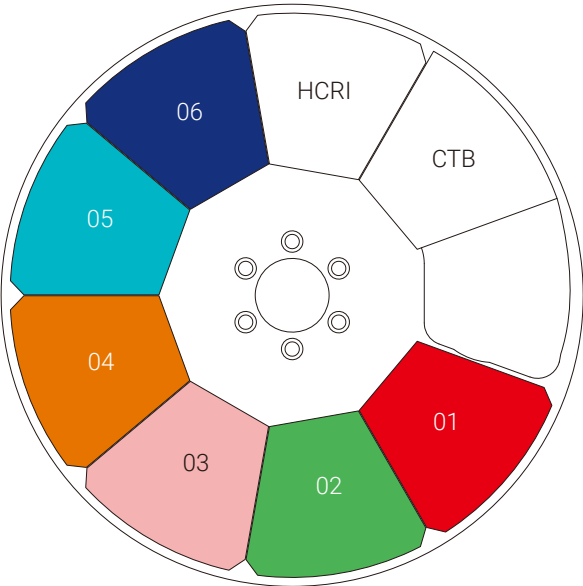
- Beam Angle: 3°-50°
- Diameter of Frontal Lens: 165 mm

Prisms / Frost Filter



Color

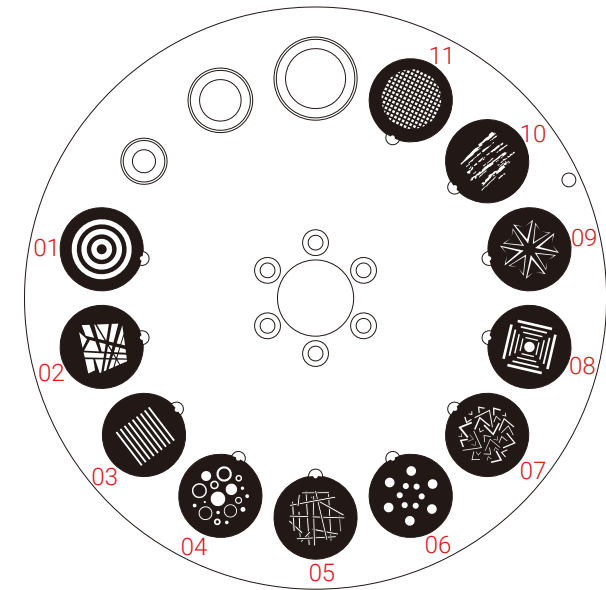
- Smooth CMY Color Mixing
-
- Linear CTO Color Correction: 2,700K-7,000K
-
- 1 Color Wheel: 6 colors, 1 HCRI Filter, 1 CTB Filter, plus open



Color Wheel

Static Gobos

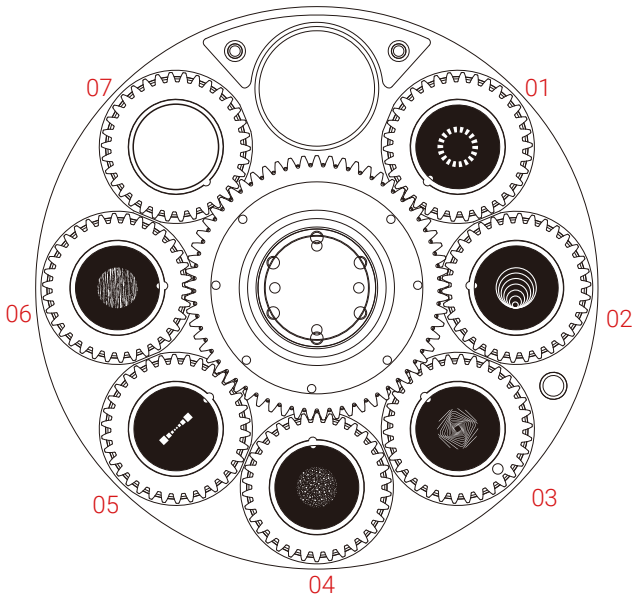
- 1 x Static Gobo Wheel: 13 gobos, plus open



Static Gobo Wheel

Rotating Gobos

- 1 x Rotating Gobo Wheel: 7 gobos, plus open
- Gobo Diameter: 22.5 mm
Image Diameter: 11 mm
Gobo Thickness: 1.1 mm



Rotating Gobo Wheel

Animation Wheel

- A graphic animation wheel with continuous rotation in both directions, used alone or in combination with gobos to create the splendid water wave & flame effect, and can be changed into other wheels



Animation Wheel

Other Effects

- Outstanding strobe effect with variable speed
- Motorized Zoom and Focus
- Smooth dimming 0-100%

Pan & Tilt

- Pan Movement: 540°
- Tilt Movement: 260°
- Automatic Pan/Tilt position correction
- Moving-head operated with 16 bit resolution
- Pan/ Tilt lock

Control

- 4 touch button control panel
- Display: LCD display
- Protocols: DMX512, RDM, Art-Net, sACN
- DMX Protocol Modes: 2
- Control Channels: 24/30
- Firmware Upgrade: Upgrade via DMX link or USB disk

Electrical and Connectors

- Input Voltage range: 100-240Vac; 50/60Hz
- Power Consumption: 665W
- Power In/Out: Power Connector in/out (TRUE1 type)
- Data In/Out: 3-pin or 5-pin XLR, RJ45 connector, USB connector

Fixture Specification

- Fixture Dimensions:
364 x 252 x 648 mm (14.3" x 9.9" x 25.5")
Weight: 25.5 kg (56.2 lbs)
- Flight Case Dimensions:
870 x 580 x 905 mm(34.3" x 22.8" x 35.6")
Weight: 108.5 kg (239.2 lbs)(two-pack loader case)
- Carton Dimensions:
550 x 480 x 655 mm(21.7" x 18.9" x 25.8")
Weight: 31 kg (68.3 lbs) (one-pack loader case)

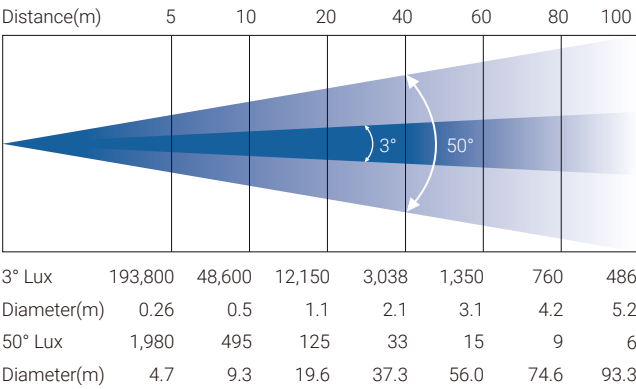
Work Environment

- Maximum Ambient Temperature: 40°C
- Minimum Operating Temperature: 0°C
- Maximum Surface Temperature: 65°C
- Protection Rating: IP20

Installation

- Horizontal or vertical mounting
- Universal working position
- 2 pairs of 1/4-turn locking points under the base
- Safety cable attachment point

Photometric (Images)



Specifications subject to change without notice.
11/28/2024